

QCT2605

DC~26.5GHz, 5W

Features:
 * Low VSWR
 * Broadband

Applications:
 * Transmitters
 * Antennas
 * Laboratory Test
 * Impedance Matching

Electrical

Frequency Range:	DC~26.5GHz
Average Power* ^{1,2} :	5W@25°C max.
Impedance:	50Ω
VSWR:	1.25 max. (SMA) 1.2 max. (3.5mm)
Peak Power:	20W (5μS pulse width, 2.5% duty cycle) @SMA 500W (5μS pulse width, 0.5% duty cycle) @3.5mm

[1] Derated linearly to 0.5W@125°C. (SMA)

[2] Derated linearly to 2W@125°C. (3.5mm)

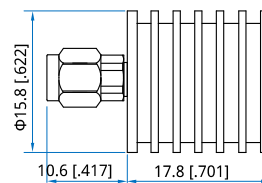
Mechanical

Connectors:	SMA, 3.5mm
Housing:	Aluminum
Outer Conductor:	Gold plated brass or passivated stainless steel
Male Inner Conductor:	Gold plated brass
Female Inner Conductor:	Gold plated beryllium copper

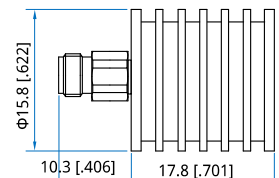
Environmental

Temperature:	-55~+85°C
--------------	-----------

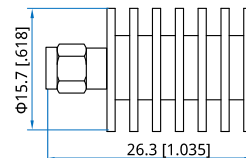
Outline Drawings



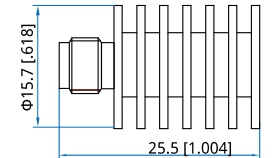
Outline A



Outline B



Outline C



Outline D

Unit: mm [in]

Tolerance: ±0.2mm [±0.008in]

How To Order

QCT2605-X-Y

X: Frequency in GHz

Y: Connector type

Connector naming rules:

S - SMA male (Outline A)

SF - SMA female (Outline B)

3 - 3.5mm male (Outline C)

3F - 3.5mm female (Outline D)

Examples:

To order a termination, DC~26.5GHz, SMA male, specify QCT2605-26.5-S.

Customization is available upon request.